



## User Manual

18Gbps HDMI eARC Extractor

**Model PT-C-HDEARC-4K**

Designed in Germany

## **Preface**

Read this user manual carefully before using this product. Pictures shown in this manual are for reference only. Different model layouts and specifications are subject to the physical product. This manual is for operation instructions only, not for any maintenance usage.

In the constant effort to improve our product, we reserve the right to make changes in functions or parameters without prior notice or obligation.

## **Trademarks**

Product model and logo are trademarks. Any other trademarks mentioned in this manual are acknowledged as the properties of the trademark owner. No part of this publication may be copied or reproduced without the prior written consent.

## **FCC Statement**

This equipment generates, uses and can radiate radiofrequency energy and, if not installed and used in accordance with the instructions, may cause harmful interference to radio communications. It has been tested and found to comply with the limits for a Class B digital device, pursuant to part 15 of the FCC Rules. These limits are designed to provide reasonable protection against harmful interference in a commercial installation.

---

Operation of this equipment in a residential area is likely to cause interference, in which case the user at their own expense will be required to take whatever measures may be necessary to correct the interference.

Any changes or modifications not expressly approved by the manufacture would void the user's authority to operate the equipment.



**REACH | 2020/171/EU**

**ROHS | 2011/65/EU**

PureLink hereby declares that this product PureTools PT-C-HDEARC-4K complies with Directives 2020/171/EU und 2011/65/EU.

**EMC / LVD**

**(Electro Magnetic Compatibility / Low Voltage Directive)**

PureLink GmbH hereby declares that this product PureTools PT-C-HDEARC-4K complies with Directives 2014/30/EU and 2014/35/EU. The full text of the EU Declaration of Conformity is available at the following Internet address:

[http://www.purelink.de/ce/4251364730904\\_CE.pdf](http://www.purelink.de/ce/4251364730904_CE.pdf)



---

## SAFETY PRECAUTIONS

To ensure the best from the product, please read all instructions carefully before using the device. Save this manual for further reference.

- Unpack the equipment carefully and save the original box and packing material for possible future return.
  - Follow basic safety precautions to reduce the risk of fire, electrical shock and injury to persons.
  - Do not dismantle the housing or modify the product. It may result in electrical shock or burns.
  - Using supplies or parts not meeting the products' specifications may cause damage, deterioration or malfunction.
  - Refer all servicing to qualified service personnel.
  - To prevent fire or shock hazard, do not expose the unit to rain, moisture or install this product near water.
  - Do not put any heavy items on the extension cable, to avoid cable damage and cable defects.
  - Do not remove the housing of the device as opening or removing housing may expose you to dangerous voltage or other hazards.
  - Install the device in a place with good ventilation to avoid damage caused by overheating.
  - Keep the device away from liquids.
  - Spillage into the housing may result in fire, electrical shock, or equipment damage. If an object or liquid falls or spills on to the housing, unplug the device immediately.
-

- Do not use liquid or aerosol cleaners to clean this unit. Always unplug the power to the device before cleaning
- Unplug the power cord when left unused for a long period of time.
- Information on disposal for scrapped devices: do not burn or mix with general household waste, please treat as normal electrical waste.

## Table of Contents

1. Introduction. ....	1
1.1 Product Introduction.....	1
1.2 Feature. ....	2
1.3 Package List.....	2
2. Panel Description.....	3
2.1 Front Panel. ....	3
2.2 Rear Panel.....	4
3. Specification .....	4
4. Application Models.....	6
5. After-Sales Service.....	7

---

## 1. Introduction

### 1.1 Product Introduction

The 18Gbps HDMI eARC audio extractor supports dedicated HDMI output for extracting audio only. It allows user to use the existing AV Receiver to receive 4K2K@60Hz, HDCP 2.3 content audio. The product also supports HDMI loop out, as well as 10bits HDR (High Dynamic Range) pass-through and eARC/ARC.

### 1.2 Feature

- HDMI 2.0b and HDCP 2.3 / 1.x compliant
- Support 18Gbps video bandwidth
- Support video resolution up to 4K2K@60Hz with 24bit RGB/YCBCR 4:4:4
- Support VESA format up to QSXGA@60Hz
- HDR, HDR10, HDR10+, Dolby Vision pass-through
- Support PCM 2.0, LPCM 5.1 / 7.1, Dolby Digital, Dolby digital plus, Dolby True-HD, DolbyAtmos, DTS 5.1, DTS ES 6.1, DTS HRA, DTS HD Master,DTS:X
- Built-in Equalizer, Retiming and Driver
- Dedicated HDMI output for audio only with 720p black screen

- Support eARC/ARC audio (from TV) extract to HDMI audio output
- Support CEC function and advanced EDID management

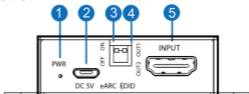
### 1.3 Package List

- 1× 18Gbps HDMI eARC Extractor
- 1× USB Cable (USB-A to Micro USB)
- 1× User Manual

**Note:** *Please confirm if the product and the accessories are all included, if not, please contact with the dealers.*

## 2. Panel Description

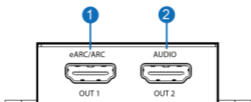
### 2.1 Front Panel



No.	Name	Description
①	Power LED	Red LED will be on when the device is powered on.
②	DC 5V	1) DC 5V power supply port; 2) Firmware update port
③	eARC switch	The switch is used to turn on/off the eARC function: Switch to "ON" position, the AUDIO OUT2 port will output the eARC/ARC audio; Switch to "OFF" position, the AUDIO OUT2 port will output the audio from HDMI IN port.
④	EDID switch	The switch is used to select EDID setting: Switch to "OUT1" / "OUT2" position, the product will copy the corresponding EDID from the device connected to OUT1/ OUT2 port. If the copy fails, it will use the internal EDID of the default 1080p 2CH.
⑤	INPUT port	HDMI signal input port. Connect to HDMI source device.



## 2.2 Rear Panel



No.	Name	Description
①	eARC/ARC OUT 1	TV eARC/ARC audio output port. Connect to TV with ARC function.
②	AUDIO OUT2	HDMI Audio output port (720p audio only). Connect to amplifier or speaker.

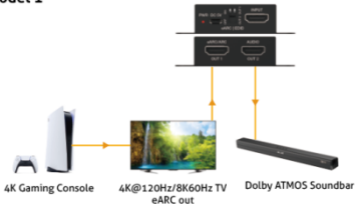
## 3. Specification

Technical	
HDMI Compliance	HDMI 2.0b
HDCP Compliance	HDCP 2.3 / 1.x
Video Bandwidth	18 Gbps
Video Resolution	Up to 4k2k@60Hz 4:4:4

Color Depth	8-bit, 10-bit, 12-bit (1080p@60Hz)8-bit (4K2K@60Hz YUV4:4:4) 8-bit,10-bit,12-bit (4K2K@60Hz YCbCr 4:2:2/4:2:0)
Color Space	RGB 4:4:4, YCbCr 4:4:4/4:2:2/4:2:0
HDMI Audio Formats	PCM 2.0, LPCM 5.1 / 7.1, Dolby Digital, Dolby Digital plus,Dolby TrueHD, Dolby Atmos, DTS 5.1, DTS ES 6.1, DTS HRA, DTS HD Master, DTS:X
ESD Protection	Human body model — ±8kV (air-gap discharge) & ±4kV (contact discharge)
<b>Input &amp; Output</b>	
Input	1x HDMI Type A [19-pin female]
Output	2x HDMI Type A [19-pin female]
<b>Mechanical</b>	
Housing	Aluminum Enclosure
Color	Silver
Dimensions	65mm[W] x 70mm[D] x 27mm[H]
Weight	83g
Power Supply	USB 5V / 500mA
Power Consumption	1.75W (Max)
Operation Temperature	32 - 104°F / 0 - 40°C
Storage temperature	-4 - 140°F / -20 - 60°C
Relative Humidity	20 - 90% RH (no condensation)

## 4. Application Models

### Model 1



### Model 2

4K BluRay Player with 7.1 Audio



### Model 3



---

## 5. After-Sales Service

If there appear some problems when running the product, please check and deal with the problems referring to this user manual. Any transport costs are borne by the users during the warranty.

- 1) Product Limited Warranty:** The product will be free from defects in materials and workmanship for **two** years (The purchase invoice shall prevail). Proof of purchase in the form of a bill of sale or receipted invoice which is evidence that the unit is within the Warranty period must be presented to obtain warranty service.
- 2) What the warranty does not cover (servicing available for a fee):**
  - Warranty expiration.
  - Factory applied serial number has been altered or removed from the product.
  - Damage, deterioration or malfunction caused
    - by: Normal wear and tear.
    - Use of supplies or parts not meeting our specifications.
    - No certificate or invoice as the proof of warranty. The product model on the warranty card does not match with the model of the product or has been altered.
    - Damage caused by force majeure.
    - Servicing not authorized by distributor.

- Any other causes which does not relate to a product defect.
  - Delivery, installation or labor charges for installation or setup of the product.
- 3) **Technical Support:** For any questions or problems, contact your distributor or reseller and tell them the respective product name and version, the detailed failure description.

### Asking for Assistance?

#### **Technical Support:**

Phone: +49 5971 800299 - 0

Fax: +49 5971 800299 - 99

#### **Technical Support Hours:**

8:30 AM to 5:00 PM Monday thru

Thursday 8:30 AM to 4:00 PM Friday

#### **Write to:**

PureLink GmbH

Von-Liebig-Straße 10

D - 48432 Rheine

[www.purelink.de](http://www.purelink.de)

[info@purelink.de](mailto:info@purelink.de)

---